

Softspot Pendant

SSPE

 IP20

Materials

Hand finished or electroplated brass.

Weight incl. canopy

~2.5 lbs

Power Input

110-120V 50-60Hz

Light Source (included)

Proprietary Softspot75 LED, 9W, 380 Lumens, 2700K warm white. CRI>95. 75% downwards and 25% upwards

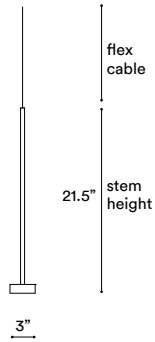


SOFTSPOT PENDANT

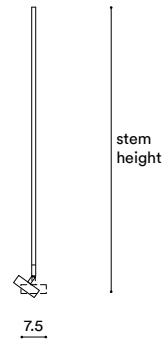
CONFIGURATION

STEP 1 - CHOOSE YOUR LIGHT BEAM

MODEL (UNIT: CM)



FIXED BEAM





ORIENTABLE BEAM

*Note: requires Metal Tube Suspension

STEP 2 - CHOOSE YOUR METAL FINISH

METAL FINISH



STEP 3 - CHOOSE YOUR SUSPENSION TYPE

SUSPENSION TYPE



Black Fabric Flex Cable

Drop height adjustable on site:

157"

393"



White Fabric Flex Cable

Drop height adjustable on site:

157"

393"



Metal tube

Specify your Drop height in inches to our sales team. No cable showing Not adjustable on site Min. Drop H.: 6"

MADE TO ORDER

+ **Single canopy with built-in phasecut driver.** Recommended.

Ø5.5" X H1.5"



BLACK



WHITE



MATCHING FINISH



*Custom Canopy Colour
(RAL Classic) available
on request

+ **Single canopy with built-in driver and alternative dimmable standards,** if required by electrician.

Ø5.5" X H1.5"



BLACK



WHITE



MATCHING FINISH



Brushed Brass

Brass hand finished with horizontal brushing. Protected with a semi-gloss transparent coating.

Brushed Bronze

Brass with accelerated aging to become a bronze finish. Hand finished with horizontal brushing. Protected with a semi-matt transparent coating.

Blackened Brass


Brass with accelerated aging to become an extra dark chocolate finish. Hand finished with horizontal brushing. Protected with a semi-matt transparent coating.

Brushed Nickel

Electroplated nickel over Brass with horizontal brushing. Protected with a semi-gloss transparent coating.

Polished Nickel

Electroplated Nickel over polished brass. Protected with a semi-gloss transparent coating.



Custom Finish

Our products can be customized with most metal finishes, please check with our design advisors if you have any particular requirement.

Please advise if our products are to be installed close to air conditioning vents or in windy or salty air conditions.