

# Soffio Wall Horizontal

STWAHR

IP20

**Materials**

Hand blown transparent borosilicate glass and hand finished or electroplated brass.

**Weight incl. canopy**

~4.5 lbs

**Power Input**

110-120V 50-60Hz

**Light Source (included)**

Proprietary Softspot50 LED, 9W, 380 Lumens, 2700K warm white. CRI>95. 50% downwards and 50% upwards

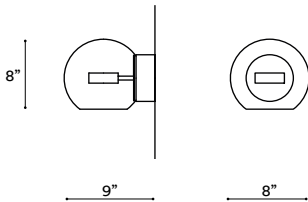


SOFFIO WALL HORIZONTAL 25

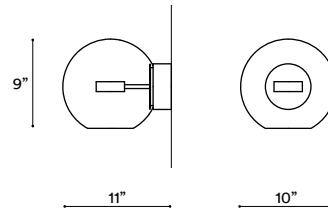
CONFIGURATION

STEP 1 - CHOOSE YOUR SIZE

SIZE (UNIT: IN)




20



25

STEP 2 - CHOOSE YOUR METAL FINISH


METAL FINISH



BRUSHED BRASS



BLACKENED BRASS



BRUSHED BRONZE



BRUSHED NICKEL

STEP 3 - CHOOSE YOUR CANOPY AND DRIVER

CANOPY AND DRIVER

+ Single canopy with built-in phasecut driver. Recommended.

Ø5" X H2"




MATCHING FINISH

PHASECUT

+ **Single canopy with built-in driver and alternative dimmable standard**, if required by electrician.

Ø5" X H2"



MATCHING FINISH

1 - 10 VOLT

## Brushed Brass

Brass hand finished with horizontal brushing. Protected with a semi-gloss transparent coating.

## Brushed Bronze

Brass with accelerated aging to become a bronze finish. Hand finished with horizontal brushing. Protected with a semi-matt transparent coating.

## Blackened Brass


Brass with accelerated aging to become an extra dark chocolate finish. Hand finished with horizontal brushing. Protected with a semi-matt transparent coating.

## Brushed Nickel

Electroplated nickel over Brass with horizontal brushing. Protected with a semi-gloss transparent coating.

## Polished Nickel

Electroplated Nickel over polished brass. Protected with a semi-gloss transparent coating.



## Custom Finish

Our products can be customized with most metal finishes, please check with our design advisors if you have any particular requirement.

Please advise if our products are to be installed close to air conditioning vents or in windy or salty air conditions.