

# Soffio Pendant

STPE



**MATERIALS**

Hand-blown transparent borosilicate glass, hand-finished or electroplated brass

**WEIGHT INCL. CANOPY**


Max 5.5 lbs

**POWER INPUT**

110-120V 50-60Hz

**LIGHT SOURCE (INCLUDED)**

Proprietary Softspot75 LED, 9W, 380 Lumens, 2700K warm white. CRI>95. 75% downwards and 25% upwards



SOFFIO PENDANT 18

CONFIGURATION

STEP 1: VERSION			SIZE (UNIT: IN)
<b>Soffio Pendant 18</b> STPE18	<b>Soffio Pendant 27</b> STPE27	<b>Soffio Pendant 35</b> STPE35	

*\*Custom Stem Height available upon request*

STEP 2: METAL FINISHES (INCLUDED IN STARTING PRICE)

Brushed Brass BR	Brushed Bronze BZ	Blackened Brass BK	Brushed Nickel NK	Polished Nickel PN

### STEP 3: GLASS COLOUR



Transparent  
**TR**



Iridescent  
**IR**



Blushed Gold  
**BO**



Blushed Sand  
**SD**



Blushed Peach  
**PC**



Blushed Light Green  
**LG**





Blushed Light Blue  
**LB**




Blushed Smokey Grey  
**BG**

### STEP 4: SUSPENSION (Fabric flex cable or Metal Tube (39 in modules))

FABRIC FLEX CABLE	FINISH	DROP HEIGHT	COD
	Black	Max 157,5 in Max 394 in	<b>E</b> 04B 10B
	White	Max 157,5 in Max 394 in	04W 10W
<b>METAL TUBE (39 IN MODULES)</b>		<b>FINISH</b>	<b>DROP HEIGHT</b>
		Matching Finish	Min* – 39 in 39,5 – 78,5 in 79 – 118 in 118,5 – 157,5 in up to 393,5 in
			<b>SPECIFY YOUR DROP HEIGHT</b> <b>000 CM</b>

\*Refer to Minimum Drop Height on previous page

### STEP 5: CANOPY

Type of Canopy	FINISH	CODE WITH DIMMABLE STANDARD	
	1 Canopy: Ø5.5×H2 in Ceiling Type: All Driver position: Built-in	Phasecut	0-10Volt Alternative dimming standard, if required by electrician
		BL135BP WH135B P BR135BP BZ135BP BK135BP NK135BP PN135BP	BL135BV WH135B V BR135BV BZ135BV BK135BV NK135BV PN135BV

Custom colours (RAL Classic): availability and price upon request

# Brass Finish

## BRUSHED BRASS

Brass hand-finished with horizontal brushing. Protected with a semi-gloss transparent coating.



## BRUSHED BRONZE

Brass with accelerated aging to become a bronze finish. Hand-finished with horizontal brushing. Protected with a semi-matt transparent coating.



## BLACKENED BRASS

Brass with accelerated aging to become an extra dark chocolate finish. Hand-finished with horizontal brushing. Protected with a semi-matt transparent coating.



## BRUSHED NICKEL

Electroplated nickel over Brass with horizontal brushing. Protected with a semi-gloss transparent coating.



## POLISHED NICKEL

Electroplated Nickel over polished brass. Protected with a semi-gloss transparent coating.

