

Milky Way Pendant Infinity Elements 240

MWPEIE240

IP20

Materials

Electroplated Aluminium or Hand finished brass,
Hand blown Murano glass, Cathedral glass.

Weight incl. canopy

Polished gold and nickel finished aluminium ~33 lbs
Brushed brass and blackened brass ~53 lbs

Power Input

110-120V 50-60Hz

Light Source (included)

Strip LEDs. 53W, 4340 Lumens, 2700K warm white.
CRI>90.



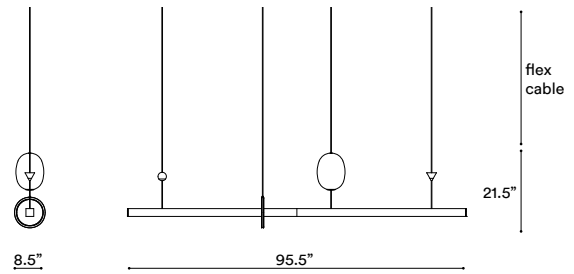
MILKY WAY PENDANT INFINITY ELEMENTS 240

CONFIGURATION

STEP 1 - CHOOSE YOUR METAL FINISH



SIZE (UNIT: IN)



STEP 2 - CHOOSE YOUR MURANO GLASS FINISH

MURANO GLASS



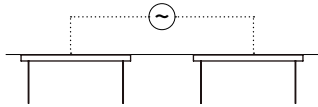
STEP 3 - CHOOSE YOUR SUSPENSION TYPE

SUSPENSION TYPE



+ 2 Canopies with built-in phasecut driver. Recommended.
Requires 2 cable entrances.

W33.5" X D4.5" X H1.7"

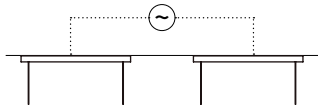


MATCHING FINISH

PHASECUT

+ 2 Canopies with built-in driver and alternative dimmable standards, if required by electrician.
Requires 2 cable entrances.

W33.5" X D4.5" X H1.7"

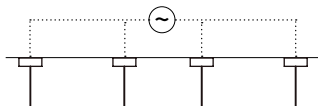



MATCHING FINISH

1-10 VOLT

+ 4 Canopies with built-in driver. This requires electrician's approval.
Requires 4 cable entrances.

Ø7.8" X H2"



MATCHING FINISH

PHASECUT

1-10 VOLT

Brushed Brass

Brass hand finished with horizontal brushing. Protected with a semi-gloss transparent coating.

Brushed Bronze

Brass with accelerated aging to become a bronze finish. Hand finished with horizontal brushing. Protected with a semi-matt transparent coating.

Blackened Brass


Brass with accelerated aging to become an extra dark chocolate finish. Hand finished with horizontal brushing. Protected with a semi-matt transparent coating.

Brushed Nickel

Electroplated nickel over Brass with horizontal brushing. Protected with a semi-gloss transparent coating.

Polished Nickel

Electroplated Nickel over polished brass. Protected with a semi-gloss transparent coating.



Custom Finish

Our products can be customized with most metal finishes, please check with our design advisors if you have any particular requirement.

Please advise if our products are to be installed close to air conditioning vents or in windy or salty air conditions.