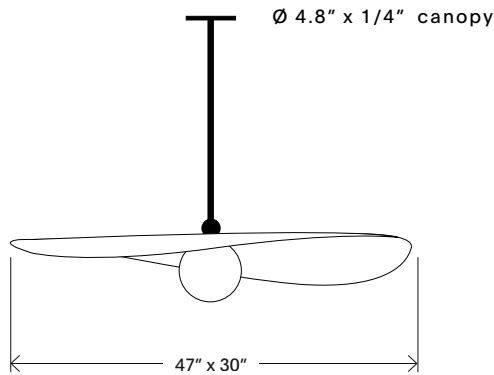
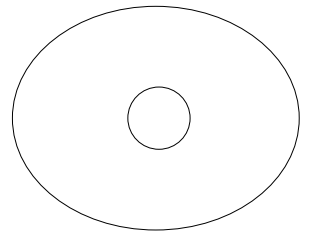
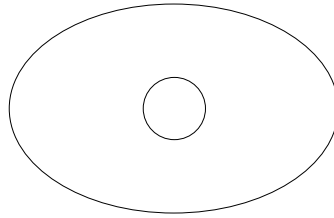
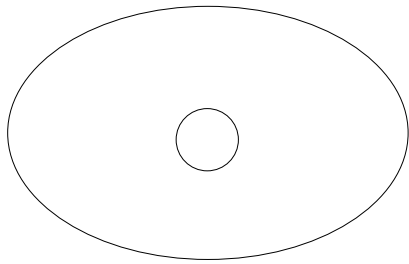
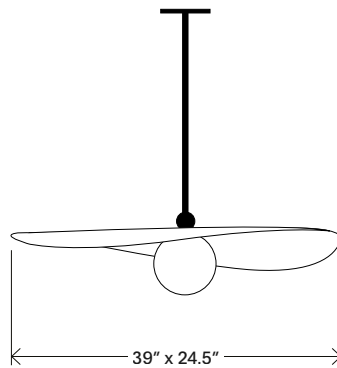


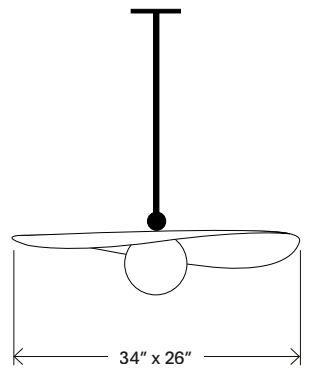
Myrna Pendant



Large



Medium



Small

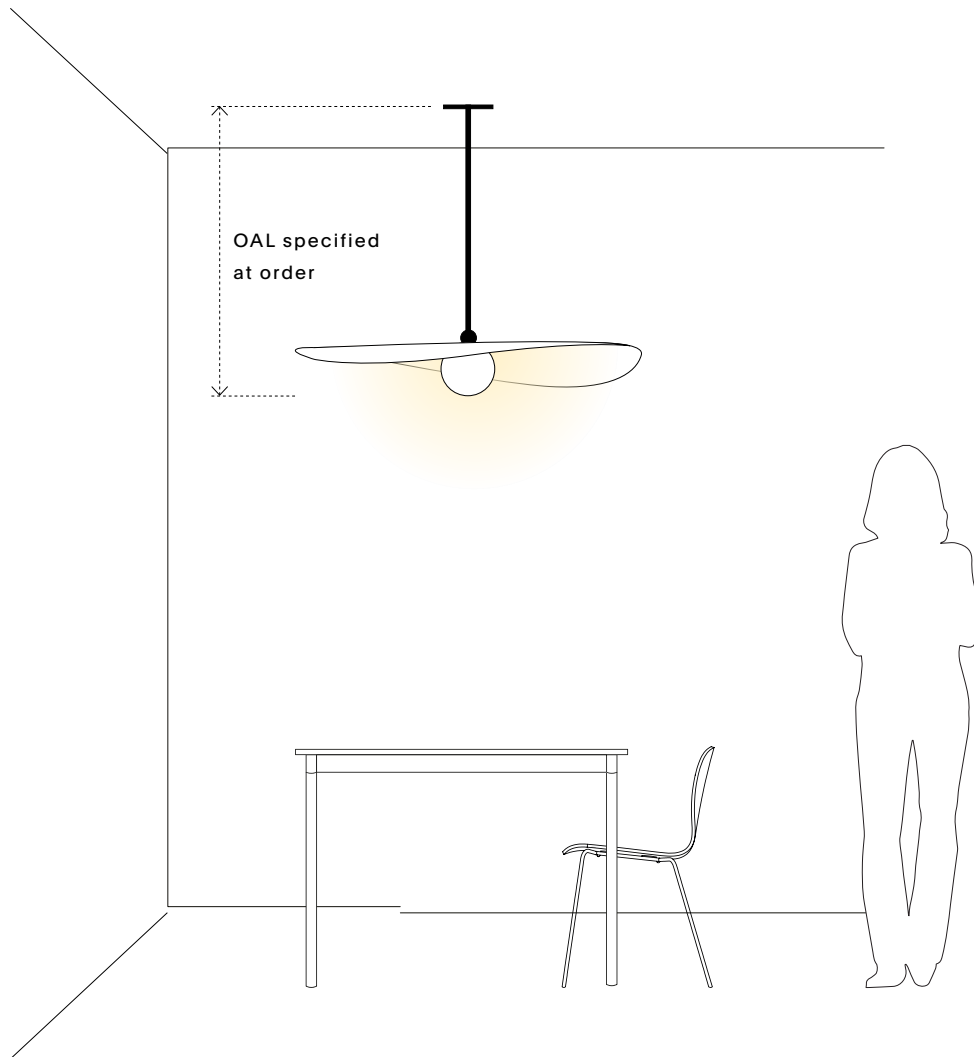
APPEARANCE

Materials	Glass, Brass, Stainless Steel, Aluminum
Finishes	See Material Options page
Customize	Finishes, Dimensions, Clusters

TECHNICAL

Socket / Lamp	E26 socket, G16.5 or A15 bulb
Watt / Volt	25W max line voltage to 300v
Compatibility	Most North American and European
Certification	UL
Weight	5 lb (metal shades), 9 lb. (glass shades)

Myrna Pendant



REC. USE / SPACES

Ambient/accent lighting
Living room
Dining Room
Statement corner
Lobby / Entrance



BULB

E26 socket with
G16.5 or A15 bulb
(available separately)



COLOR TEMP

2700K
recommended



LUMENS SCALE

Variable



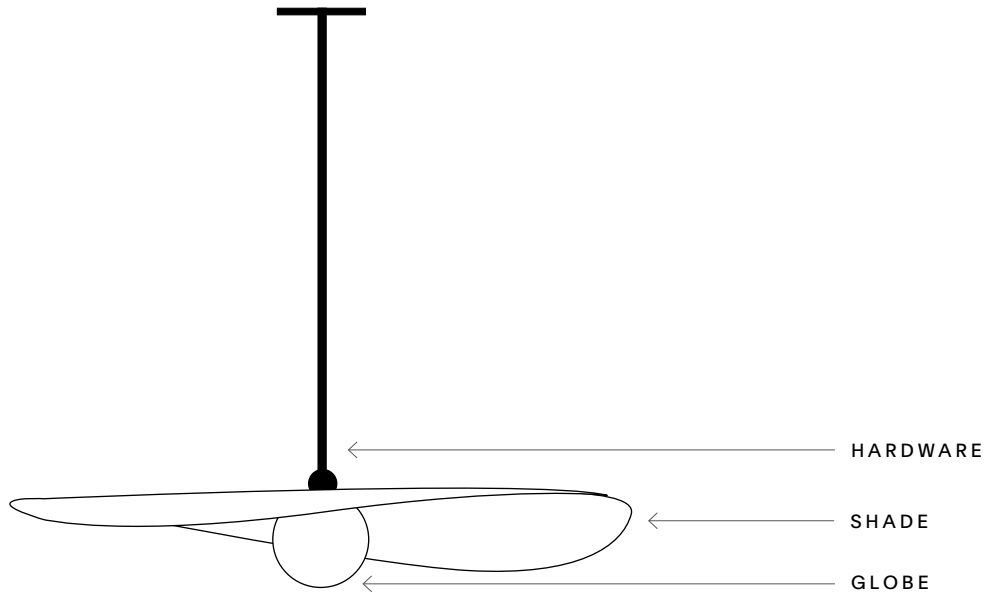
DIMMING

ELV

OTHER NOTES

Electronic Wall
Dimmer Required

Myrna Pendant



MATERIAL OPTIONS

*A vast array of custom materials and finishes are available for most products upon request.

HARDWARE



Brass
(brushed)



Blackened
Brass

SHADE



Perforated
Smoke



Stainless
Steel
Brushstroke



Brass
Brushstroke

GLOBE



White
(opaque)



Cream
(translucent)



Fog
(opaque)



Rust
(translucent)



Cream
(opaque)



Marbled
White
Glass



Glacier
Glass



Marbled
Amber
Glass