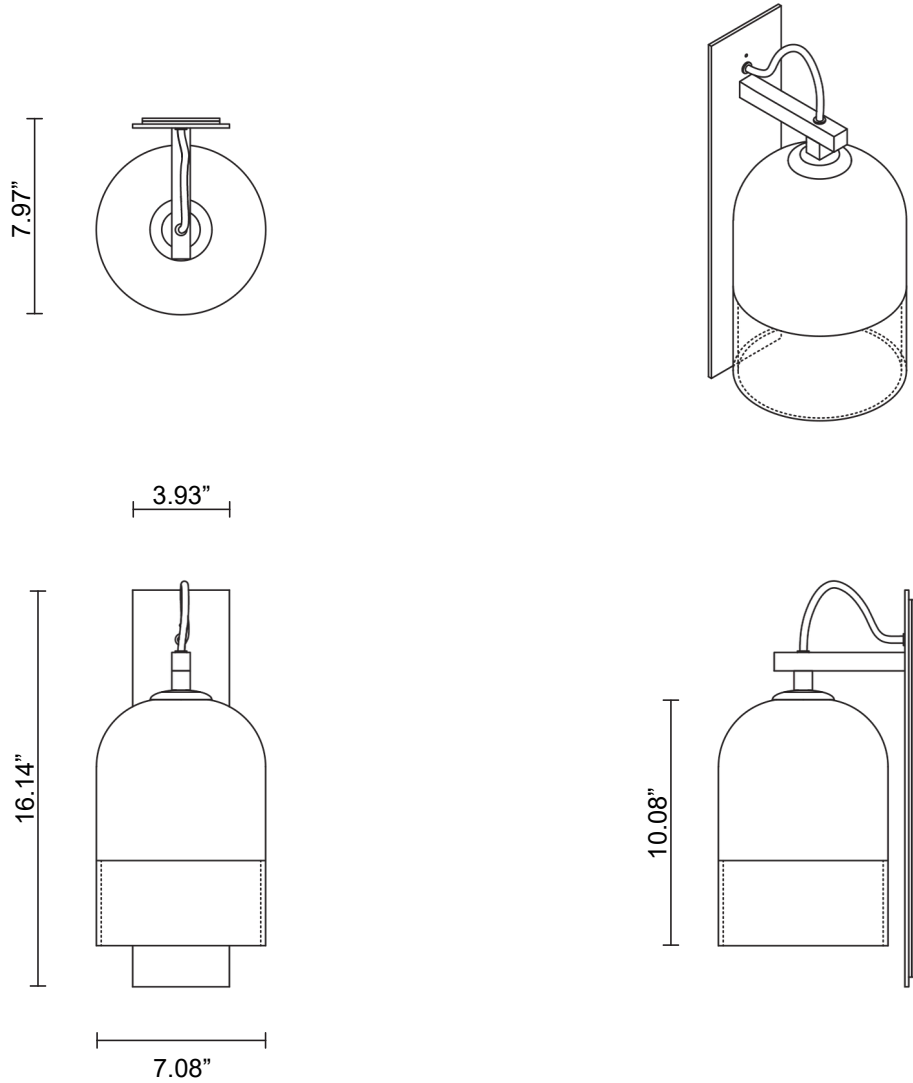


INDI COLLECTION  
WALL SCONCE



25V1

ABOUT INDI

Indi pairs historic craftsmanship and traditional handicrafts through the tactility of textured weaving, creating a contemporary modernism.

LEAD TIME  
8 - 10 weeks

LIGHT SOURCE  
120V E12 4W LED 2700K warm white 350 lumens Dimmable Lamp included

INSTALLATION  
Supplied with mounting plate to fit 4.0 square Jbox

WEIGHT  
10 lb

CERTIFICATION STANDARD  
UL

WARRANTY  
3 years

FITTING FINISHES  
Black Electroplate  
White Powder Coat  
White Powder Coat with Brass Arm  
Black Powder Coat

SHADE COLOURS  
Clear  
Smoke  
Grey

WEAVE COLOURS\*  
Black  
Natural  
Sand  
White  
Teal

\*All weave colours available individually or in a 2/3 split combination.


FLEX CORD COLOURS  
Black  
White  
Ivory  
Natural Linen  
Mid Grey Linen

ACCESSORIES  
Accessories, including custom arms, anchoring brackets, and subtle clips, securing pendants and wall sconces in place are available for harsh environments (such as strong wind locations, tropical weather) and ocean-going vessels.


## FINISHES



Electroplate Black



White Powder Coat



Black Powder Coat


## GLASS FINISHES



Clear



Smoke




Grey

## WEAVE FINISHES



Black




White



Natural



Sand



Teal