

Gem Pendant Cluster 09

GMPECU09



Materials

Hand blown corroded borosilicate glass and hand finished or electroplated brass.

Weight incl. canopy

~20 lbs

Power Input

110-120V 50-60Hz

Light Source (included)

9 Proprietary Gem LEDs.
20W, 2976 Lumens, 2700K warm white. CRI>95.

Optional Downlight available on request,
2.2W, 206 Lumens

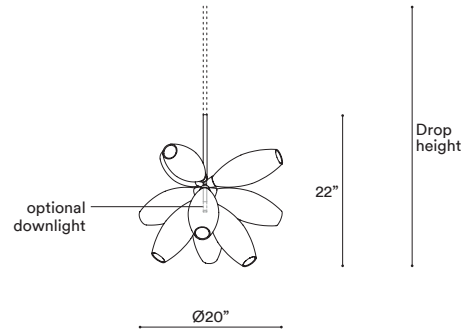
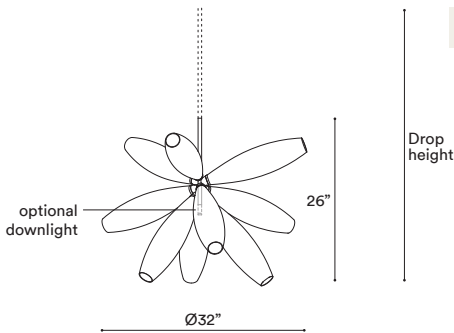


GEM PENDANT CLUSTER 09

CONFIGURATION



STEP 1 - CHOOSE YOUR SIZE

SIZE (UNIT: IN)




STEP 2 - CHOOSE YOUR METAL FINISH

METAL FINISH



STEP 3 - CHOOSE YOUR GLASS FINISH

GLASS



Metal tube to order

Specify your Drop height in inches to our sales team.

Note:

No cable showing

Not adjustable on site.

Drop Height Minimum: 28"/26"

MADE TO ORDER

Drop Height Kit

Note:

No cable showing, Adjustable on site

Drop Height min.: 30"/28",

max.: 91"/89" by combining five tubes of different length from 2" to 31.5"

DROP HEIGHT KIT

+ **Single canopy with built-in phasecut driver.** Recommended.

Ø7" X H2"



MATCHING FINISH

PHASECUT

+ **Single canopy with built-in driver and alternative dimmable standards,** if required by electrician.

Ø7" X H2"



MATCHING FINISH

1-10 VOLT