

# Gem Chandelier Ring 20

GMCHRN20

 IP20

## Materials

Hand blown corroded borosilicate glass and hand finished or electroplated brass.

## Weight incl. canopy

~42 lbs

## Power Input

110-120V 50-60Hz

## Light Source (included)

20 Proprietary Gem LEDs.  
44W, 6590 Lumens, 2700K warm white. CRI>95.

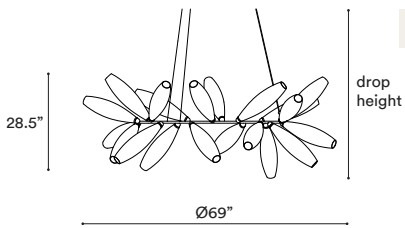


GEM CHANDELIER RING 20

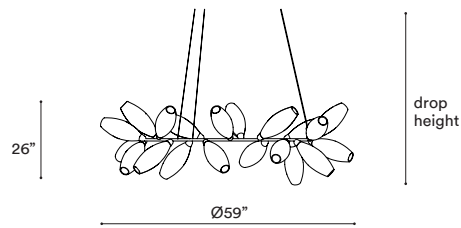
## CONFIGURATION

### STEP 1 - CHOOSE YOUR SIZE



SIZE (UNIT: IN)



RING 20



RING 20 SMALL



### STEP 2 - CHOOSE YOUR METAL FINISH

METAL FINISH



BRUSHED BRASS




BLACKENED BRASS



POLISHED NICKEL




BRUSHED BRONZE




BRUSHED NICKEL

### STEP 3 - CHOOSE YOUR GLASS FINISH

GLASS



CORRODED



MIST

Steel Wire and Flex Cable  
Suspension, adjustable on site.

Available options:

157"

393"

+ **Single canopy with built-in phasecut driver.** Recommended.

Ø12" X H2"



MATCHING FINISH

PHASECUT

+ **Single canopy with built-in driver and alternative dimmable standards,** if required by electrician.

Ø12" X H2"



MATCHING FINISH

1-10 VOLT