

Gem Chandelier Ring 14

GMCHRN14

 IP20

Materials

Hand blown corroded borosilicate glass and hand finished or electroplated brass.

Weight incl. canopy

~29 lbs

Power Input

110-120V 50-60Hz

Light Source (included)

14 Proprietary Gem LEDs.
31W, 4615 Lumens, 2700K warm white. CRI>95.

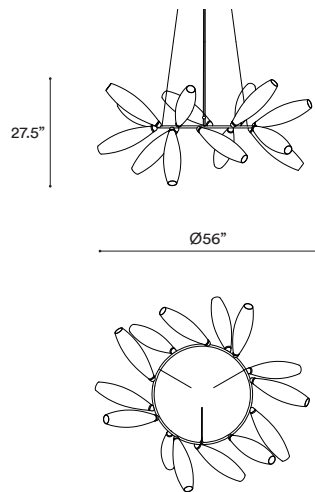


GEM CHANDELIER RING 14


CONFIGURATION

STEP 1 - CHOOSE YOUR SIZE

SIZE (UNIT: IN)



RING 14



RING 14 SMALL

STEP 2 - CHOOSE YOUR METAL FINISH

METAL FINISH



BRUSHED BRASS



BLACKENED BRASS



POLISHED NICKEL




BRUSHED BRONZE




BRUSHED NICKEL

STEP 3 - CHOOSE YOUR GLASS FINISH

GLASS



CORRODED



MIST

Steel Wire and Flex Cable
Suspension, adjustable on site.

Available options:

157"

393"

+ **Single canopy with built-in phasecut driver.** Recommended.

Ø7" X H2"



MATCHING FINISH

PHASECUT

+ **Single canopy with built-in driver and alternative dimmable standards,** if required by electrician.

Ø7" X H2"



MATCHING FINISH

1-10 VOLT