

GARDE

BRUSHED BRASS

Brass hand-finished with horizontal brushing. Protected with a semi-gloss transparent coating.



BRUSHED BRONZE

Brass with accelerated aging to become a bronze finish. Hand-finished with horizontal brushing. Protected with a semi-matt transparent coating.



BLACKENED BRASS

Brass with accelerated aging to become an extra dark chocolate finish. Hand-finished with horizontal brushing. Protected with a semi-matt transparent coating.



BRUSHED NICKEL

Electroplated nickel over Brass with horizontal brushing. Protected with a semi-gloss transparent coating.



POLISHED NICKEL

Electroplated Nickel over polished brass. Protected with a semi-gloss transparent coating.



Gem Chandelier Branch 22

GMCHBH22

MATERIALS

Hand-blown corroded or mist (white-nuanced)
borosilicate glass, hand-finished or electroplated brass
WEIGHT INCL. CANOPY

Max 52 lb

POWER INPUT

110-120V 50-60Hz

LIGHT SOURCE (INCLUDED)

22 Proprietary GemLEDs.
48.4W, 7260 Lumens, 2700K warm white.
CRI > 95.



GEM CHANDELIER BRANCH 22

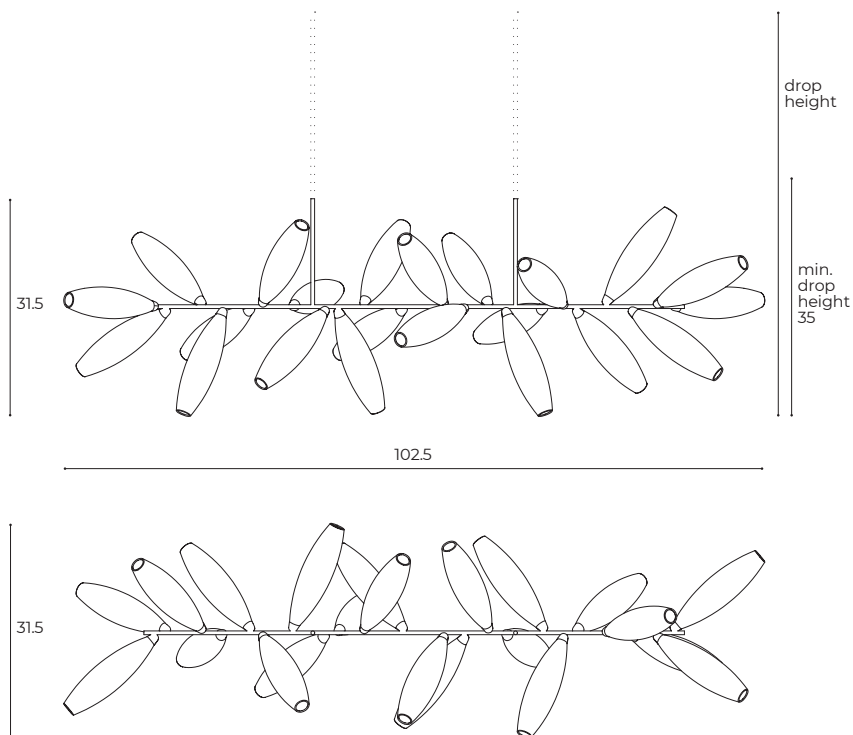
CONFIGURATION

VERSION

SIZE (UNIT: IN)

Gem Chandelier Branch 22


GMCHBH22



STEP 1: METAL FINISHES (INCLUDED IN STARTING PRICE)




Brushed Brass
BR



Brushed Bronze
BZ



Blackened Brass
BK



Brushed Nickel
NK



Polished Nickel
PN

STEP 2: GLASS FINISH




Corroded
CO





Mist
MI

STEP 3: SUSPENSION (MetalTube(39 in modules))

METAL TUBE (39 IN MODULES)FINISH	DROP HEIGHT	SPECIFY YOUR DROP HEIGHT
 Matching Finish	35 – 39 in 39,5 – 78,5 in 79 – 118 in up to 393,5 in Extra Drop Height Kit	000 CM

STEP 4: CANOPY

Type of Canopy	FINISH	CODE WITH DIMMABLE STANDARD	
		Phasecut Recommended	0-10Volt Alternative dimming standard, if required by electrician
 1 Canopy: W35.5×D4.5×H2 in Driver position: Built-in	Brushed Brass Brushed Bronze Blackened Brass Brushed Nickel Polished Nickel	BR900BP BZ900BP BK900BP NK900B P PN900BP	BR900BV BZ900BV BK900BV NK900B V PN900B V
 2 Canopies: Ø7×H2 in Driver position: Built-in	Brushed Brass Brushed Bronze Blackened Brass Brushed Nickel Polished Nickel	BR170BP BZ170BP BK170BP NK170B P PN170BP	BR170BV BZ170BV BK170BV NK170B V PN170B V

Custom colours (RAL Classic): availability and price upon request