



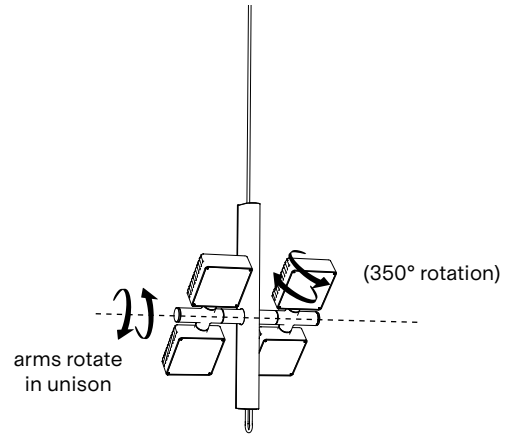
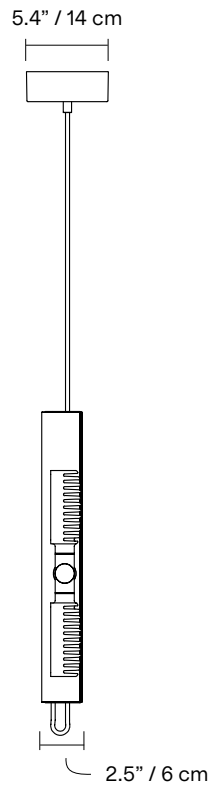
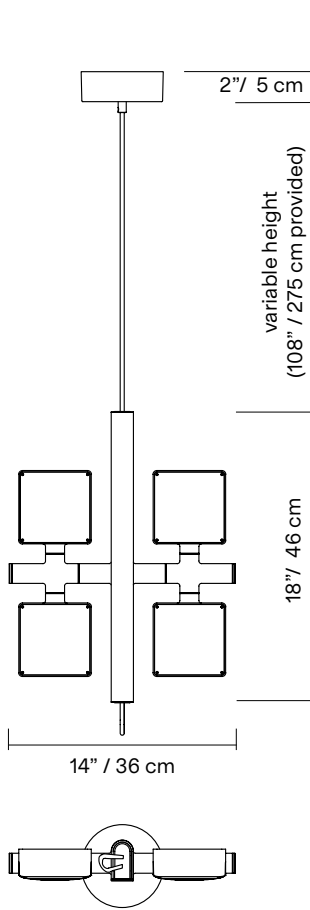


DORVAL 01



Based on CLUZEL / PLUCHON's original pendant prototype Dorval 01, this collection is layered in history, a subtle interplay between contemporary and vintage industrial design. Drawing equal inspiration from airport runway lights and the classic Motobecane french moped, the result is a light both confrontational and intriguing—one which poses an immediate invitation to play.

TYPE	Pendant
CONSTRUCTION	Polished aluminum body, head and canopy Clear prismatic PMMA lens Polyester cord, steel cord for aluminum finish
SPECIFICATIONS	Source: LED array, integrated Power consumption: 36W Color temperature: 3000K 2700K dim to warm 3000k to 2200k dim to warm 2700k to 2200k Lumen output: 3000K - 3106 lm 2700K - 2888 lm Colour rendering index: ≥90 CRI Colour consistency: 3 SDCM Expected lifetime: ≥50 000h
CONTROL	120/277V on/off, 0-10V or phase dimming (120V only) 220-240V on/off or trailing edge dimming only Refer to our recommended list of dimmer models
CORD LENGTH	108" / 275cm
WEIGHT	11.5lb / 5.2kg
CERTIFICATIONS	    IP20
WARRANTY	2 years



*dimensions are approximate and may vary slightly

BODY, CORD AND LOOP



BK
Textured
black



WH
Textured
white



MB
Textured
midnight
blue



BG
Textured
beige



AL
Polished
aluminum

CANOPY



BK
Textured
black



WH
Textured
white



MB
Textured
midnight
blue



BG
Textured
beige

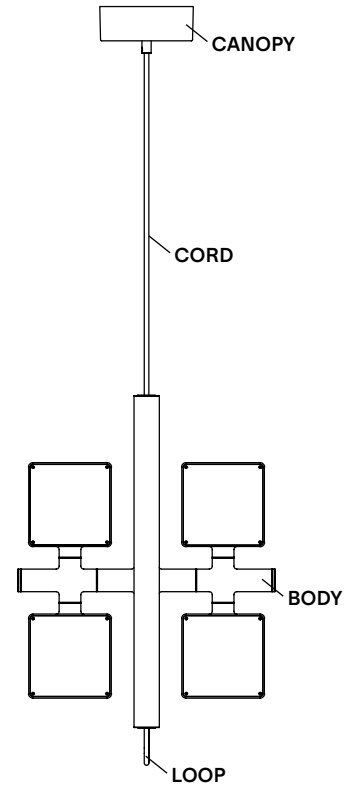


AL
Polished
aluminum

NOTES

- must be installed by an electrician
- LED may only be changed by Lambert & Fils or other authorized personnel
- offset available upon request
- not to be suspended by a hook
- not protected against liquids (refer to IP20)
- additional charges for modifications or for special orders
- please refer to maintenance sheet on our website for cleaning instructions

LAMP ANATOMY



TESTED DIMMER COMPATIBILITY LIST - 120V*

Compatible with 0-10V, Phase dimming (leading edge or trailing edge**)

DIMMER BRAND	MODEL	MAX LEVEL	MIN LEVEL	DIMMING PROTOCOL
LUTRON	DVELV303P	100%	9%	Phase Cut
LUTRON	MAELV600	100%	3%	Phase Cut
LUTRON	SELV300P	100%	9%	Phase Cut
LUTRON	CTELV-303P	100%	5%	Phase Cut
LUTRON	CTRP-253P	100%	5%	Phase Cut
LUTRON	PD-5NE	100%	7%	Phase Cut
LUTRON	DVRP-253P	100%	5%	Phase Cut
LUTRON	MA-PRO	100%	6%	Phase Cut
LUTRON	NTRP-250	100%	8%	Phase Cut
LUTRON	NTELV-300	100%	9%	Phase Cut

TESTED DIMMER COMPATIBILITY LIST - 230V*

Phase dimming (trailing edge only**)

DIMMER BRAND	MODEL	MAX LEVEL	MIN LEVEL	DIMMING PROTOCOL
CLIPSAL	32E450UDM	100%	31%	Phase Cut
CLIPSAL	32E450TM	100%	25%	Phase Cut

Some dimmers require a minimum load, check specifications.

*Other dimmers can yield good results and we recommend conducting your own test before final installation

**Leading edge is also known as TRIAC or Forward Phase. Trailing edge is also known as ELV or Reverse Phase.

Some dimmers require a minimum load, check specifications.

*Other dimmers that specify LED lamp compatibility may operate without issue.

We recommend conducting your own test before final installation.

**Leading edge is also known as TRIAC or Forward Phase.

Trailing edge is also known as ELV or Reverse Phase.
