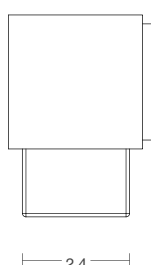
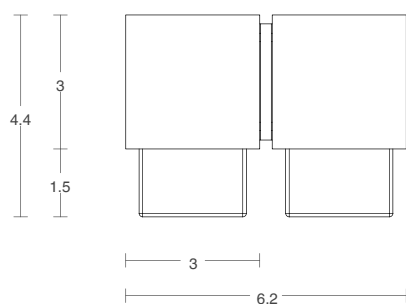
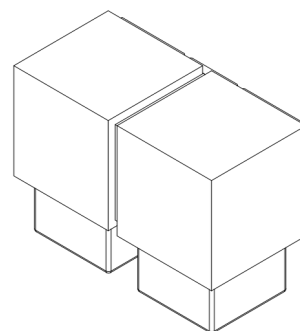
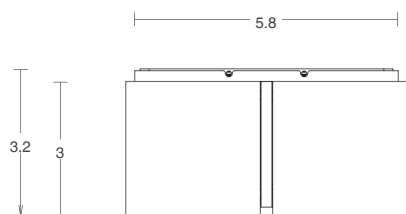


CUBO COLLECTION

DOUBLE WALL SCONCE



25V/3

ABOUT CUBO

The Cubo collection is an exploration in contrasts - juxtaposing precision, machined materials with the soulful poeticism of the handcrafted.

LEAD TIME

8 - 10 weeks

LIGHT SOURCE

2 x 4.2W LED board 350mA 11.5Vf,
CC 2700K warm white 400 lumens
Dimmable

INSTALLATION

Supplied with external driver

WEIGHT

9.4 lb

FITTING FINISHES

Brass

Bronze*

* As Bronze is a hand applied finish
the depth of colour will vary

AVAILABLE SHADE COMBINATIONS

Ice


CERTIFICATION STANDARD

UL

WARRANTY

3 years

FINISHES



Finished Brass



Bronze