

# Continuum Collection Chandelier

Model 64



## Materials

Hardware: Brass.

Metal finishes: satin Brass, antique Brass, satin Nickel, oil-rubbed Bronze, plus specialty finishes.

Glass shades: hand blown glass in solid colors, stripes and bi-color ombre fades. Refer to glass color guide for standard and specialty colors.

Please contact the studio for more information on custom colors or metal finishes.

## Dimensions:

Fixture: 64" long, 24" high x 22" wide with four glass shades.

Shades: 15" long x 3.75" diameter.

Canopy: 5" diameter x .75" high.

Standard 36" long stem is field cuttable, longer stems are available.

## Lamping:

One 3.6 or 5W E12 candelabra base 2700K dimmable LED bulb per shade (40W or 60w incandescent equivalent) 120V or 240V.

## UL Listed

## METAL FINISHES




satin Brass



antique Brass



satin Nickel



oil-rubbed Bronze




polished Brass



polished Nickel

## SOLID GLASS DIFFUSERS



Pink



White



Mint



Light Gray



Jade



Taupe



Lavender

## STRIPED GLASS DIFFUSERS



Cafe au Lait



Topaz




Slate

## OMBRE GLASS DIFFUSERS



Slate Ombre



Teal Ombre



Raisin Ombre



Ultramarine Ombre




Charcoal Ombre



Dove Ombre



Orange Ombre



Sage Ombre