

Continuum Collection Chandelier

Model 102



Materials

Hardware: Brass.

Metal finishes: satin Brass, antique Brass, satin Nickel, oil-rubbed Bronze, plus specialty finishes.

Glass shades: hand blown glass in solid colors, stripes and bi-color ombre fades. Refer to glass color guide for standard and specialty colors.

Please contact the studio for more information on custom colors or metal finishes.

Dimensions:

Fixture: 102" long, 24" high x 22" wide with six glass shades.

Shades: 15" long x 3.75" diameter.

Canopy: 5" diameter x .75" high.

Standard 36" long stem is field cuttable, longer stems are available.

Lamping:

One 3.6 or 5W E12 candelabra base 2700K dimmable LED bulb per shade (40W or 60w incandescent equivalent) 120V or 240V.

UL Listed

METAL FINISHES




satin Brass



antique Brass



satin Nickel



oil-rubbed Bronze




polished Brass



polished Nickel

SOLID GLASS DIFFUSERS



Pink



White



Mint



Light Gray



Jade



Taupe



Lavender

STRIPED GLASS DIFFUSERS



Cafe au Lait



Topaz




Slate


OMBRE GLASS DIFFUSERS



Slate Ombre



Teal Ombre



Raisin Ombre



Ultramarine Ombre



Charcoal Ombre



Dove Ombre



Orange Ombre



Sage Ombre