

# LOST PROFILE - SPECIFICATION SHEET - COLOSSAL 1250 PENDANT

PRODUCT	DIMENSIONS (mm)	WEIGHT (kg)	VOLTAGE (v)	WATTAGE (w)	DRIVER	LED COLOUR TEMP	SURFACE FINISHES
COLOSSAL 1250 PENDANT	1250 X 200 X 300	15	12VDC	60W	12V 90W 0-10V DIMMABLE	WARM WHITE 3000K	STD, CUSTOM
Clear enamel & powder coated finishes available on request (Add 10%) <u>Standard (STD) surface finishes:</u> Blonde Brass, Aged Brass, Dark Bronze (these finishes are waxed) <u>Custom surface finishes:</u> Brushed Nickel, Chrome, Black Chrome plating							

## MATERIALS

Brass, acrylic, LED.

## MAINTENANCE

All LOST PROFILE metal surfaces are waxed. These metal surfaces are designed to age and patinate. Wear gloves when handling to avoid hand prints. Clear enamel coating is available on request. Enamelling does not stop the patination process, it just slows the process down.

## RODS & CEILING CANOPIES

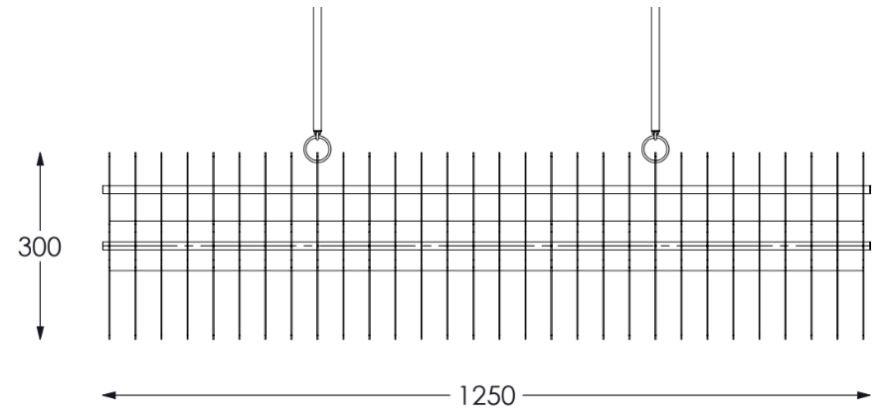
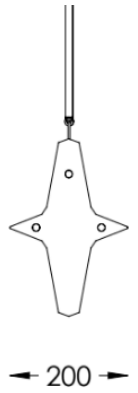
LOST PROFILE offers rods at four lengths (mm): 250, 500, 750, 1000. Two rods are included in the price of each COLOSSAL PENDANT, additional rods are extra. Please consider the height of the fixture itself when selecting rods. COLOSSAL PENDANT is supplied with 2 x Square Flush canopies, 180 x 180mm.

## DRIVERS & DIMMING

LOST PROFILE products are supplied with 0-10V dimmable LED drivers. The housing location of the driver will need to be considered.

## PRICING & LEAD TIMES

Please contact us or your nearest LOST PROFILE representative for current pricing and lead times.





Finish: **Blonde Brass**

Waxed as standard


Satin Clear Enamel Coat - 10% price increase (upon request)

Maintenance: Wear gloves when handling to avoid hand prints.

Dust with a clean, dry, microfibre cloth

Will age/darken slightly over time. Waxed brass can be brightened with a metal polish like Brasso, then re-waxed.

Enamelled brass can not be brightened.



Finish: **Aged Brass**

Waxed as standard

Satin Clear Enamel Coat - 10% price increase (upon request)

Maintenance: Wear gloves when handling to avoid hand prints.

Dust with a clean, dry, microfibre cloth

Will age/darken slightly over time.





Finish: **Dark Bronze**


Waxed as standard

Satin Clear Enamel Coat - 10% price increase (upon request)

Maintenance: Wear gloves when handling to avoid hand prints.

Dust with a clean, dry, microfibre cloth

Will age/darken slightly over time.



Finish: **Brushed Nickel**

Not waxed or enameled

Nickel is a relatively stable material, but will collect hand prints.

Maintenance: Wear gloves when handling to avoid hand prints.

Dust with a clean, dry, microfibre cloth. Mild soap and warm water is OK.





Finish: **Chrome**

Not waxed or enameled

Chrome is a relatively stable material, but will collect hand prints.

Maintenance: Wear gloves when handling to avoid hand prints.

Dust with a clean, dry, microfibre cloth. Mild soap and warm water is OK.





Finish: **Black Chrome**

Not waxed or enameled

Black Chrome is a relatively stable material, but will collect hand prints.

Maintenance: Wear gloves when handling to avoid hand prints.

Dust with a clean, dry, microfibre cloth. Mild soap and warm water is OK.