

SPECIFICATION SHEET

V3.0



CLAW-FOOT COFFEE TABLE SMALL

DESCRIPTION

The Claw-foot Coffee Table references a centuries-old “ball-and-claw” motif, integrating solid cast glass spheres, brass, and Four Seasons Quartzite.

MATERIALS

Brass, Aluminium (substrate under stone), Four Seasons Quartzite (stone)

DIMENSIONS

Length: 810mm (31.9")

Width: 540mm (21.3")

Height: 320mm (12.6")

WEIGHT

20kg (44lbs)

STANDARD FINISHES

Blonde Brass, Aged Brass, Dark Bronze (these finishes are waxed)

Clear enamel & powder coated finishes available on request (Add 10%)

MAINTENANCE

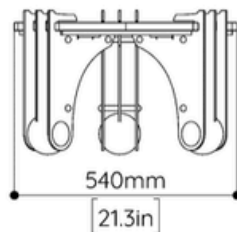
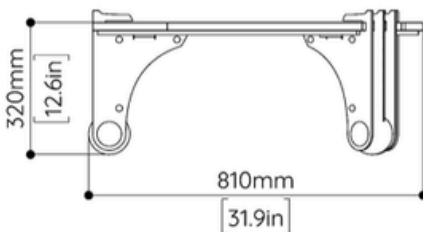
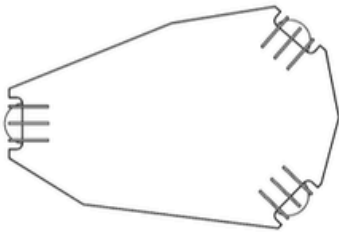
All LOST PROFILE metal surfaces are waxed. These metal surfaces are designed to age and patinate.

Clear enamel coating is available on request.

Enamelling does not stop the patination process, it just slows the process down.

PRICING & LEAD TIMES

Please contact us or your nearest LOST PROFILE representative for current pricing and lead times.



SPECIFICATION SHEET

V3.0



CLAW-FOOT COFFEE TABLE MEDIUM

DESCRIPTION

The Claw-foot Coffee Table references a centuries-old "ball-and-claw" motif, integrating solid cast glass spheres, brass, and Four Seasons Quartzite.

MATERIALS

Brass, Aluminium (substrate under stone), Four Seasons Quartzite (stone)

DIMENSIONS

Length: 910mm (35.8")

Width: 600mm (23.6")

Height: 400mm (15.7")

WEIGHT

30kg (66.1lbs)

STANDARD FINISHES

Blonde Brass, Aged Brass, Dark Bronze (these finishes are waxed)

Clear enamel & powder coated finishes available on request (Add 10%)

MAINTENANCE

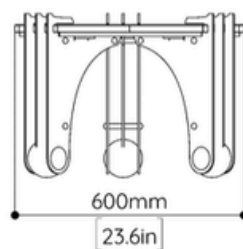
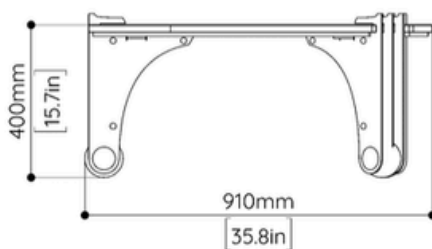
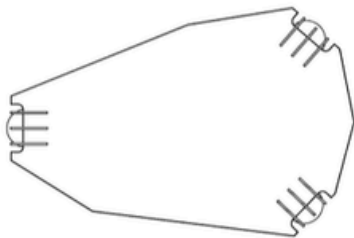
All LOST PROFILE metal surfaces are waxed. These metal surfaces are designed to age and patinate.

Clear enamel coating is available on request.

Enamelling does not stop the patination process, it just slows the process down.

PRICING & LEAD TIMES

Please contact us or your nearest LOST PROFILE representative for current pricing and lead times.



SPECIFICATION SHEET

V3.0



CLAW-FOOT COFFEE TABLE LARGE

DESCRIPTION

The Claw-foot Coffee Table references a centuries-old "ball-and-claw" motif, integrating solid cast glass spheres, brass, and Four Seasons Quartzite.

MATERIALS

Brass, Aluminium (substrate under stone), Four Seasons Quartzite (stone)

DIMENSIONS

Length: 1070mm (35.8")
Width: 700mm (23.6")
Height: 400mm (15.7")

WEIGHT

40kg (88.2lbs)

STANDARD FINISHES

Blonde Brass, Aged Brass, Dark Bronze (these finishes are waxed)
Clear enamel & powder coated finishes available on request (Add 10%)

MAINTENANCE

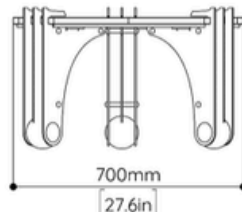
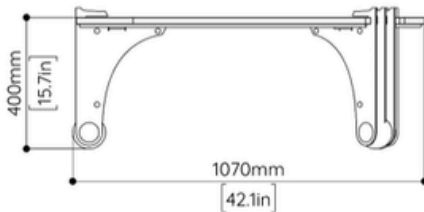
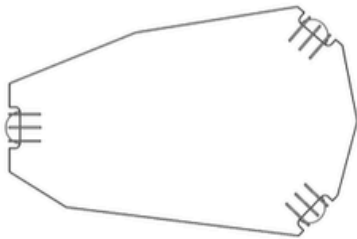
All LOST PROFILE metal surfaces are waxed. These metal surfaces are designed to age and patinate.

Clear enamel coating is available on request.

Enamelling does not stop the patination process, it just slows the process down.

PRICING & LEAD TIMES

Please contact us or your nearest LOST PROFILE representative for current pricing and lead times.



FINISH GUIDE



BLONDE BRASS



AGED BRASS



DARK BRONZE