

# GARDE

## BRUSHED BRASS

Brass hand-finished with horizontal brushing. Protected with a semi-gloss transparent coating.



## BRUSHED BRONZE

Brass with accelerated aging to become a bronze finish. Hand-finished with horizontal brushing. Protected with a semi-matt transparent coating.



## BLACKENED BRASS

Brass with accelerated aging to become an extra dark chocolate finish. Hand-finished with horizontal brushing. Protected with a semi-matt transparent coating.



## BRUSHED NICKEL

Electroplated nickel over Brass with horizontal brushing. Protected with a semi-gloss transparent coating.



## POLISHED NICKEL

Electroplated Nickel over polished brass. Protected with a semi-gloss transparent coating.



# Bolle Chandelier Linear 42 Small

BTCHLN42S

## MATERIALS

Hand-blown borosilicate glass  
and hand-finished or  
electroplated brass  
WEIGHT INCL. CANOPY

Max 17.5 lb

## POWER INPUT

110-120V 50-60Hz

## LIGHT SOURCE (INCLUDED)

3ProprietarySoftspot V2,  
24W, 3396 Lumens, 2700K warm white.CRI>90.  
75% downwards and 25% upwards

## MODULES

3X BTPE14S

## CONFIGURATION

## VERSION

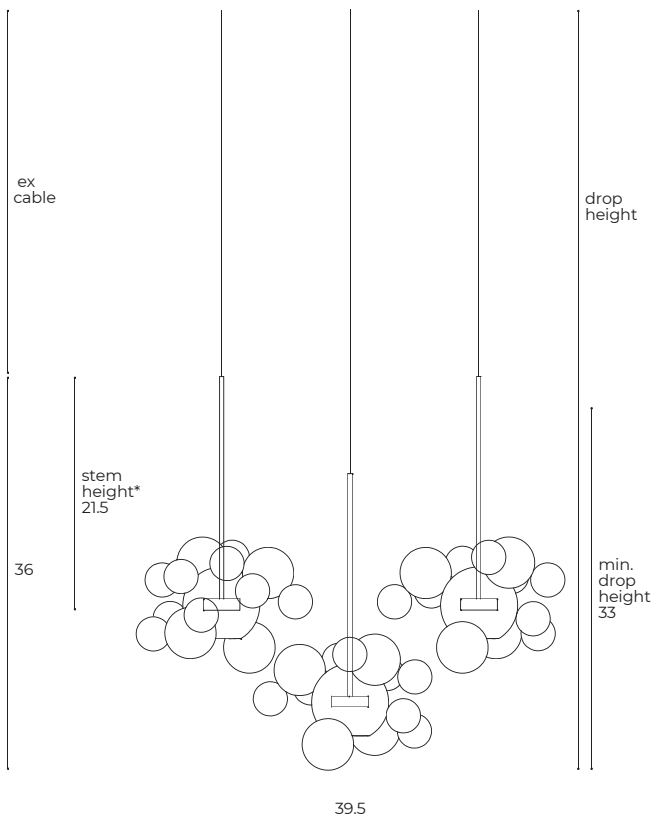
SIZE (UNIT: IN)



BOLLE CHANDELIER LINEAR 42 SMALL

## Bolle Chandelier Linear 42 Small

BTCHLN42S



*\*Custom Stem Height available upon request*

## STEP 1: METAL FINISHES (INCLUDED IN STARTING PRICE)




Brushed Brass  
BR



Brushed Bronze  
BZ



Blackened Brass  
BK



Brushed Nickel  
NK



Polished Nickel  
PN

STEP 2: GLASS FINISH



Transparent  
TR



Iridescent  
IR



Blushed Gold  
BO



Blushed Sand  
SD



Blushed Peach  
PC



Blushed Light Green  
LG





Blushed Light Blue  
LB




Blushed Smokey Grey  
BG

STEP 3: SUSPENSION (Fabric flex cable or Metal Tube (39 in modules))

FABRIC FLEX CABLE	FINISH	DROP HEIGHT	CODE
	Black	Max 157,5 in Max 394 in	04B 10B
	White	Max 157,5 in Max 394 in	04W 10W
METAL TUBE (39 IN MODULES)	FINISH	DROP HEIGHT	SPECIFY YOUR DROP HEIGHT
	Matching Finish	33 – 39 in 39,5 – 78,5 in 79 – 118 in 118,5 – 157,5 in up to 393,5 in	000 CM

STEP 4: CANOPY

Type of Canopy	FINISH	CODE WITH DIMMABLE STANDARD	
		Phasecut Recommended	0-10Volt Alternative dimming standard, if required by electrician
	1 Canopy: W35.5×D14×H2 in Driver position: Built-in	White (9016) Brushed Brass	WH900B V
	1 Canopy: W35.5×D7×H2 in Driver position: Built-in	Brushed Bronze Blackened Brass Brushed Nickel Polished Nickel	BR900BP BZ900BP BK900BP NK900B P PN900BP
<i>Custom colours (RAL Classic): availability and price upon request</i>			V