

GARDE

BIBENDUM CHANDELIER

The iconic Bibendum figure inspired this elegant chandelier of multiple, curved shades. The vertical profile creates an elegant pattern of tightly packed, harmoniously repeated curves, held between the contrasting square profile circular frames of gold, or nickel. Fabricated with Sussex metal working skills, from square section tube, welded and hand finished in a matt or mirror polish. The chandelier is suspended by adjustable wires from a circular gold or nickel ceiling rose.

Shown with 12 shades in satin brass with charcoal cotton shades.

Dimensions

9 Shade Diameter 60cm 23.5" Height 21cm 8" Weight 7.5kg 17lbs

12 Shade Diameter 75cm 29.5" Height 21cm 8" Weight 8.5kg 19lbs

18 Shade Diameter 100cm 39.5" Height 21cm 8" Weight 9.5kg 21lbs

27 Shade Diameter 140cm 55" Height 21cm 8" Weight 11kg 24lbs

Shades 15cm x 13cm 6" x 5"

Finishes

Satin brass, antique brass, bronze or nickel.

Materials

Solid brass

Dimming

Yes

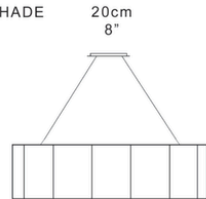
Lamping

9/12/18/27 x E12 LED 7W Max 120V

Handmade in England

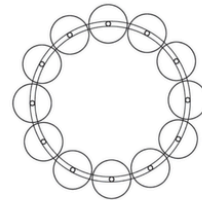


BIBENDUM 12 SHADE



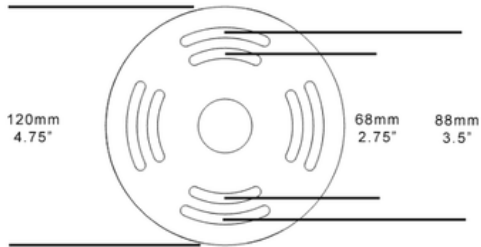
21cm
8"
I

75cm
29.5"



GARDE

CEILING FITTING – 9 SHADE



CEILING FITTING – 12-18 SHADE

