

LOST PROFILE - SPECIFICATION SHEET - ALTUS 1000 PENDANT

PRODUCT	DIMENSIONS (mm)	WEIGHT (kg)	VOLTAGE (v)	WATTAGE (w)	DRIVER	LED COLOUR TEMP	SURFACE FINISHES
ALTUS 1000 PENDANT	1030 H X 1000 DIA	20kg	12VDC	36W	12V 40W 0-10V DIMMABLE	WARM WHITE 3000K	STD, CUSTOM
Clear enamel & powder coated finishes available on request (Add 10%) <u>Standard (STD) surface finishes:</u> Blonde Brass, Aged Brass, Dark Bronze (these finishes are waxed) <u>Custom surface finishes:</u> Brushed Nickel, Chrome, Black Chrome plating							

MATERIALS

Brass, glass, LED.

MAINTENANCE

All LOST PROFILE metal surfaces are waxed. These metal surfaces are designed to age and patinate. Wear gloves when handling to avoid hand prints. Clear enamel coating is available on request. Enamelling does not stop the patination process, it just slows the process down.

CHAIN & CEILING CANOPY

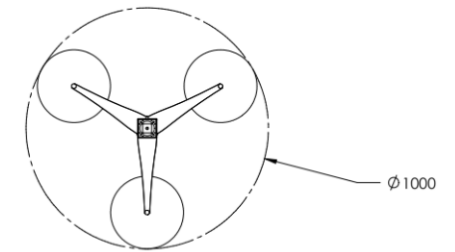
Overall drop of up to 1800mm is included in the price. Please specify drop length required upon ordering. Additional chain costs extra. The ceiling canopy is 80 x 80 x 250mm H

DRIVERS & DIMMING

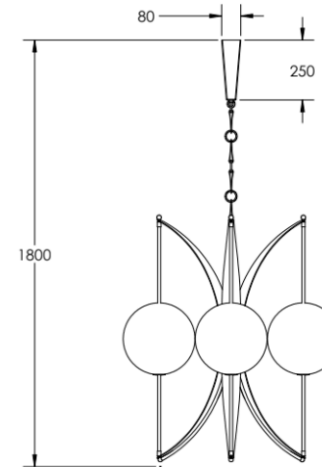
LOST PROFILE products are supplied with external 0-10V dimmable LED drivers. The housing location of the driver will need to be considered.

PRICING & LEAD TIMES

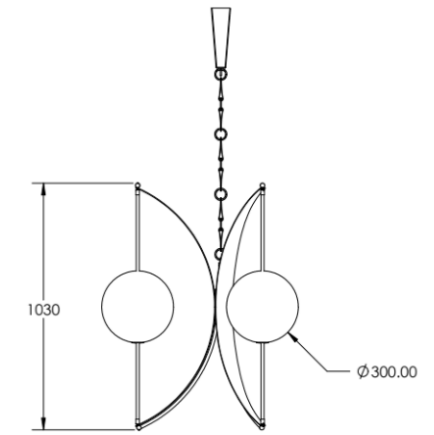
Please contact us or your nearest LOST PROFILE representative for current pricing and lead times.



PLAN VIEW



FRONT ELEVATION



SIDE ELEVATION





Finish: **Blonde Brass**

Waxed as standard


Satin Clear Enamel Coat - 10% price increase (upon request)

Maintenance: Wear gloves when handling to avoid hand prints.

Dust with a clean, dry, microfibre cloth

Will age/darken slightly over time. Waxed brass can be brightened with a metal polish like Brasso, then re-waxed.

Enamelled brass can not be brightened.



Finish: **Aged Brass**

Waxed as standard

Satin Clear Enamel Coat - 10% price increase (upon request)

Maintenance: Wear gloves when handling to avoid hand prints.

Dust with a clean, dry, microfibre cloth

Will age/darken slightly over time.



Finish: **Dark Bronze**


Waxed as standard

Satin Clear Enamel Coat - 10% price increase (upon request)

Maintenance: Wear gloves when handling to avoid hand prints.

Dust with a clean, dry, microfibre cloth

Will age/darken slightly over time.



Finish: **Brushed Nickel**

Not waxed or enameled

Nickel is a relatively stable material, but will collect hand prints.

Maintenance: Wear gloves when handling to avoid hand prints.

Dust with a clean, dry, microfibre cloth. Mild soap and warm water is OK.





Finish: **Chrome**

Not waxed or enameled

Chrome is a relatively stable material, but will collect hand prints.

Maintenance: Wear gloves when handling to avoid hand prints.

Dust with a clean, dry, microfibre cloth. Mild soap and warm water is OK.



Finish: **Black Chrome**

Not waxed or enameled

Black Chrome is a relatively stable material, but will collect hand prints.

Maintenance: Wear gloves when handling to avoid hand prints.

Dust with a clean, dry, microfibre cloth. Mild soap and warm water is OK.