

# Maehwa Chandelier Flow 26

MECHF26

 IP20

## Materials

Transparent, translucent or blushed handblown borosilicate glass, handmade finish electroplated brass.

## Weight incl. canopy

~20 lbs

## Power Input

110-120V 50-60Hz

## Light Source (included)

26 Proprietary Maehwa LEDs. 25.5 W, 3120 lm, 2700K warm white. CRI>95. Energy label A.

## Modules:

1 x MEPEH09


1 x MEPEH17Y



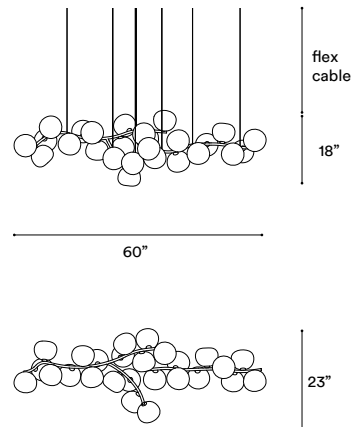
MAEHWa CHANDELIER FLOW 26

## CONFIGURATION

### STEP 1 - CHOOSE YOUR METAL FINISH



### SIZE (UNIT: IN)



### STEP 2 - CHOOSE YOUR GLASS COLOUR COMBINATION



\*For a custom mix please contact the studio.

Steel Wire and Flex Cable  
Suspension, adjustable on site.

Available options:

- 157"
- 393"

+ **Single canopy with built-in phasecut driver.** Recommended.

W14" X D4.5" X H2"



WHITE RAL 9016

- PHASECUT

MATCHING FINISH

- PHASECUT

\*Custom Canopy Colour  
(RAL Classic) available on  
request

+ **Single canopy with built-in driver and alternative dimmable standards,** if required by electrician.

W14" X D4.5" X H2"



WHITE RAL 9016

- 1-10 VOLT
- SWITCH/PUSH
- DALI

MATCHING FINISH

- 1-10 VOLT
- SWITCH/PUSH
- DALI

## Brushed Brass

Brass hand finished with horizontal brushing. Protected with a semi-gloss transparent coating.

## Brushed Bronze

Brass with accelerated aging to become a bronze finish. Hand finished with horizontal brushing. Protected with a semi-matt transparent coating.

## Blackened Brass


Brass with accelerated aging to become an extra dark chocolate finish. Hand finished with horizontal brushing. Protected with a semi-matt transparent coating.

## Brushed Nickel

Electroplated nickel over Brass with horizontal brushing. Protected with a semi-gloss transparent coating.

## Polished Nickel

Electroplated Nickel over polished brass. Protected with a semi-gloss transparent coating.



## Custom Finish

Our products can be customized with most metal finishes, please check with our design advisors if you have any particular requirement.

Please advise if our products are to be installed close to air conditioning vents or in windy or salty air conditions.