

# Maehwa Ceiling Wall 6

MECW06

 IP20

## Materials

Transparent, translucent or blushed handblown borosilicate glass, handmade finish electroplated brass.

## Weight incl. canopy

~9 lbs

## Power Input

110-120V 50-60Hz

## Light Source (included)


6 Proprietary Maehwa LEDs 6 W, 720 lm, 2700K warm white. CRI>95. Energy label A.



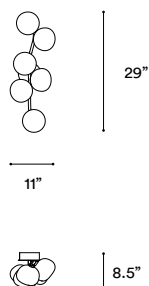
MAEHWA CEILING WALL 6

## CONFIGURATION

### STEP 1 - CHOOSE YOUR METAL FINISH



### SIZE (UNIT: IN)



### STEP 2 - CHOOSE YOUR GLASS COLOUR COMBINATION



\*For a custom mix please contact the studio.

+ **Single canopy with built-in phasecut driver.** Recommended.

Ø5.3" X H1.8"



MATCHING FINISH

PHASECUT

+ **Single canopy with built-in driver and alternative dimmable standards,** if required by electrician.

Ø5.3" X H1.8"



MATCHING FINISH

1-10 VOLT

## Brushed Brass

Brass hand finished with horizontal brushing. Protected with a semi-gloss transparent coating.

## Brushed Bronze

Brass with accelerated aging to become a bronze finish. Hand finished with horizontal brushing. Protected with a semi-matt transparent coating.

## Blackened Brass


Brass with accelerated aging to become an extra dark chocolate finish. Hand finished with horizontal brushing. Protected with a semi-matt transparent coating.

## Brushed Nickel

Electroplated nickel over Brass with horizontal brushing. Protected with a semi-gloss transparent coating.

## Polished Nickel

Electroplated Nickel over polished brass. Protected with a semi-gloss transparent coating.



## Custom Finish

Our products can be customized with most metal finishes, please check with our design advisors if you have any particular requirement.

Please advise if our products are to be installed close to air conditioning vents or in windy or salty air conditions.